

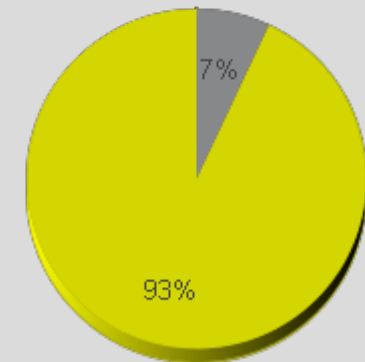


Key Figures

- Total Traffic for the Period Analysed: 123,574
- Daily Average: 404
Weekdays: 437 / Weekend days: 320
- Monthly Average: 12,292
- Busiest Day of the Week: Tuesday
- Busiest Days of the Period Analysed:
 1. Monday 29 May 2017 (992)
 2. Wednesday 07 June 2017 (895)
 3. Tuesday 06 June 2017 (887)
- Distribution by Direction:

■ IN: 93%

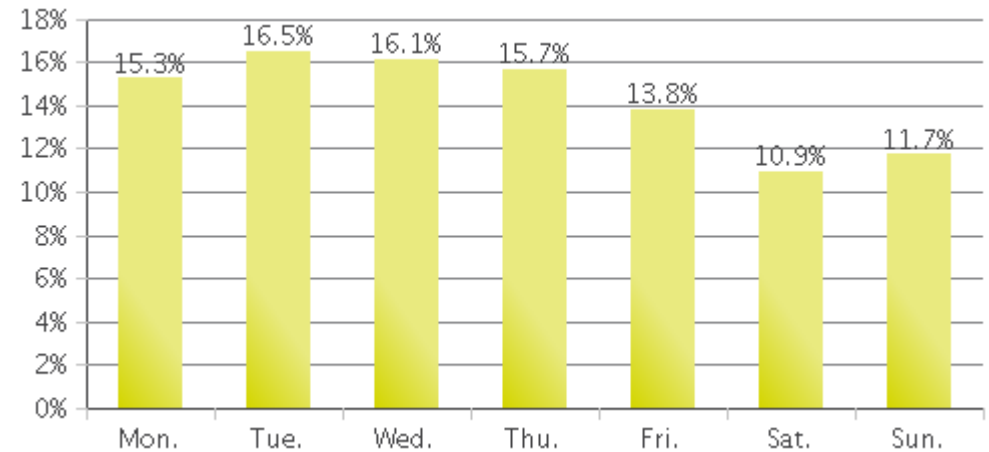
■ OUT: 7%



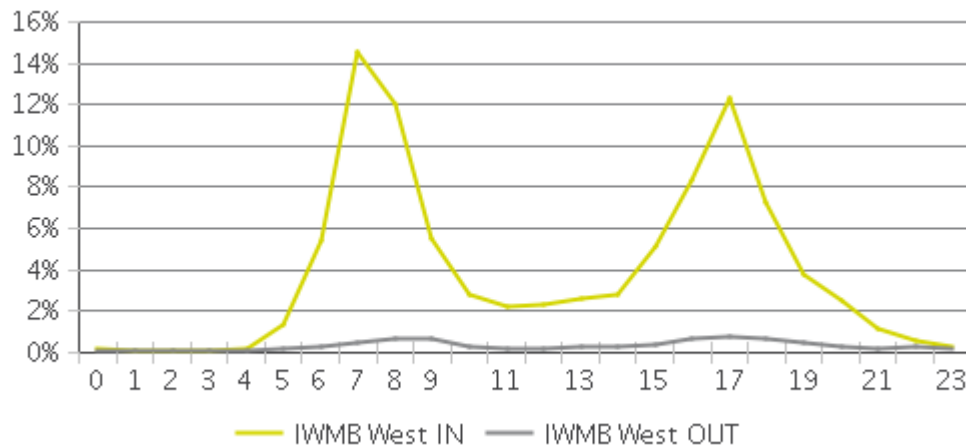
Weekly Traffic



Weekly Profile



Hourly Profile during Weekdays



Hourly Profile during the Weekend

